



LED

CATALOGUE

LED Linear Light Master



MSD LIGHTING



Welcome to the new edition of MSD Lighting .One of the most comprehensive rangers of lighting products available can be found within these pages.LED Lighting offers the possibility to create different scenograph ,personalized solutions and it can be used in various applications for indoor and outdoor applications like architecture ,interior decoration ,accent giving at the same time more advantages compared to traditional lamps

High efficiency
Installation costs reduced
Long Life-time
Easy and fast maintenance
Fast switch-on
Without IR and UV components
No mercury

 MSD LIGHTING

www.meishida-led.com

After many years development in entertainment theatre ,stage and architectural lighting has gave to MSD LIGHTING a solid reputation for performance and quality ,with long experience and continuous research of new products ,MSD can guarantee good quality at a good service .


The company was established in 2007(Hong Kong) , Set up own factory in Shenzhen during 2009 ,As one responsible LED manufacture .MSD Lighting has different areas dedicated to production ,assembly ,packing ,research and development . In MSD the quality standards applied to all phases of operation processes are backed by the international guarantee of ISO 9001 certification and we are have got CUL ,TUV ,SAA ,CE ,ROHS ,KC ,DLC certification .

Over the last years we have invested not only the latest generation machinery and equipment but also in research of new technology ,assuring a fair price-quality ratio in order to meet whatever the market demands.

INDEX



Smart Linear Light System Page: 5-7



Mini LED Down Light Page:8-10



LED Batten Light Page:11-14



LED High Bay Light Page:15-18


















LED Aluminum Profile Page:19-21



Flexible LED Strip Page:22-23



SYMBOLS

-  IP Rate
-  Input Voltage
-  Power
-  Light source
-  Luminous flux
-  Control signal
-  Adjustable beam direction
-  Beam Angle
-  Socket
-  Cut-out Size
-  Fixture color
-  Material
-  Weight
-  Diameter
-  Ambient temperature



CRI ≥ 82
LED 110 lm/W
a LED integrate
105°

Slim LED Linear Light

The slim led linear light is an extremely versatile solution for many indoor lighting needs such as ceiling, bookshelf lighting . using 6063 T5 air aluminum profile and PC Cover ,the length 2ft ,4ft ,5ft ,6ft ,8ft optional . each light fixture has powerful Epistar 2835 SMD LEDs . the LEDs have an output of 110-120lm/w .and emit a wide 105degree beam angle of nature white ,day white or cool white . And with a CRI of 82 . light from this led fixture will represent the true color of any object or surrounding . can make the dimmer function choose as you want , eg : 0-10V , Dali , PWM etc .

Item No: MS-L7050-0.6M
Length:0.6meter/ 2ft Power :20W



Item No: MS-L7050-1.2M
Length:1.2meter/ 4ft Power :40W



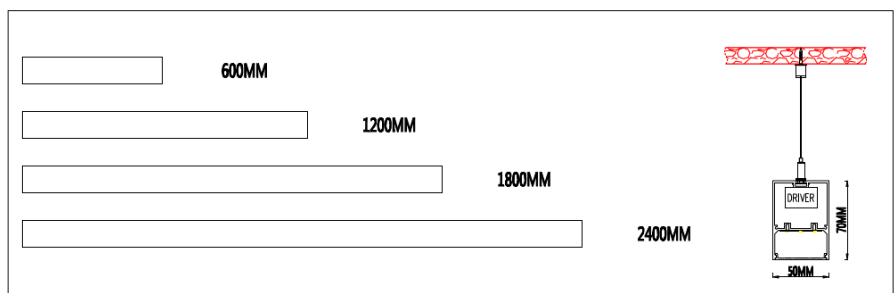
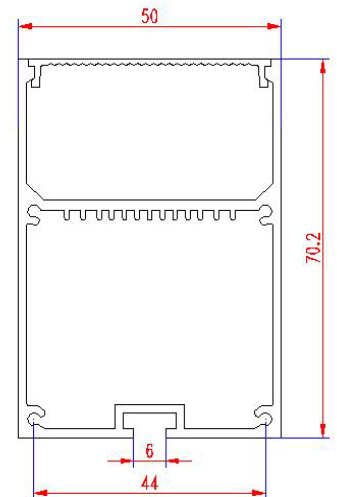
Item No: MS-L7050-1.8M
Length:1.8meter/ 6ft Power :60W




Item No: MS-L7050-2.4M
Length:2.4meter/ 8ft Power :80W



- IP65
- 100 -277Vac
- 20W (MS-L7050-0.6M) , 0.6meter 2200lm
- 40W (MS-L7050-1.2M) , 1.2meter 4400lm
- 60W (MS-L7050-1.8M) , 1.8meter 6600lm
- 80W(MS-L7050-2.4M) , 2.4meter 8800lm
- SMD 2835 Epistar LED Chips
- White/Black optional
- PC+Aluminum





CRI ≥ 82
LED 110 lm/W
a LED integrate } LED
 105°

Seamless Join LED linear Light

This designed for seamless join . make the linear light no dark space. We have designed L ,T ,+ type of connector for join that . . each light fixture has powerful Epistar 2835 SMD LEDs . the LEDs have an output of 110-120lm/w .and emit a wide 105degree beam angle of nature white ,day white or cool white . And with a CRI of 82. light from this led fixture will represent the true color of any object or surrounding .can make the dimmer function choose as you want , eg : 0-10V , Dali , PWM etc .


Item No: MS-L7555-0.6M

Length:0.6meter/ 2ft Power :20W



Item No: MS-L7555-1.2M

Length:1.2meter/ 4ft Power :40W




Item No: MS-L7555-1.8M

Length:1.8meter/ 6ft Power :60W

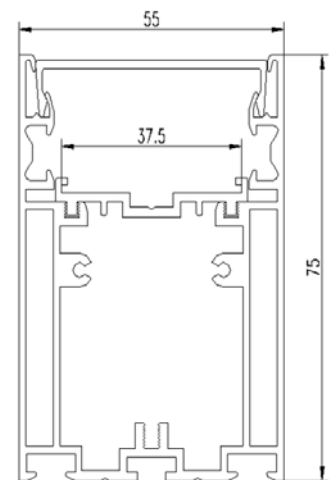


Item No: MS-L7555-2.4M

Length:2.4meter/ 8ft Power :80W



- IP65
- 100 -277Vac
- 20W (MS-L7555-0.6M) , 0.6meter 2200lm
- 40W (MS-L7555-1.2M) , 1.2meter 4400lm
- 60W (MS-L7555-1.8M) , 1.8meter 6600lm
- 80W (MS-L7555-2.4M) , 2.4meter 8800lm
-
-
- SMD 2835 Epistar LED Chips
- White/Black optional
- Ta
-



L(Right) Type connector



L(Left) Type connector



L(vertical) Type connector



T Type connector



+ Type connector



Suspending Accessory



CRI ≥ 82
LED 110 lm/W
a LED integrate
105°

Recessed Seamless LED Linear Light

As most ceiling(gypsum board) need the led light can be recessed install and at the same time seamless join .so we design this and many kind of accessory for different client to install them . use the diffused cover for high light put and without visible hot spots , the LED light fixture has 12VDC/24VDC operation . easily join up to 2 fixture together . mounting hardware is included.

Item No: MS-L7035-0.6M

Length:0.6meter/ 2ft Power :20W



Item No: MS-L7035-1.2M

Length:1.2meter/ 4ft Power :40W



Item No: MS-L7035-1.8M

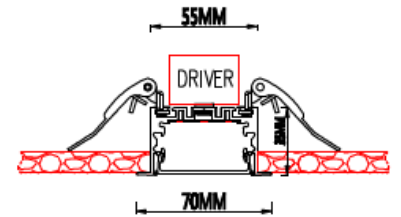
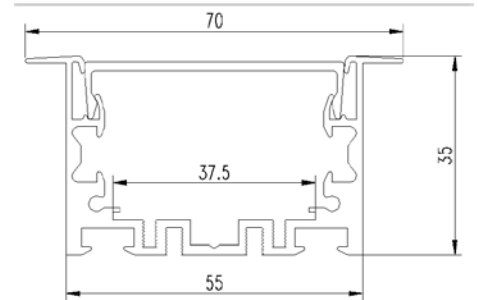
Length:1.8meter/ 6ft Power :60W



Length:2.4meteft/ 8ft Power :80W



- IP65
- 100 -277Vac
- 20W (MS-L7035-0.6M) , 0.6meter 2200lm
- 40W (MS-L7035-1.2M) , 1.2meter 4400lm
- 60W (MS-L7035-1.8M) , 1.8meter 6600lm
- 80W (MS-L7035-2.4M) , 2.4meter 8800lm
-
-
-
- SMD 2835 Epistar LED Chips
- White/Black optional
- PC+Aluminum



L(Right) Type connector



L(Left) Type connector



L(vertical) Type connector



T Type connector



+ Type connector



3W LED PUCK Light

Item No:MS-PK103A-E3X

3*1W Edison LED Chip

Item No:MS-PK103A-C3X

3*1W Cree LED Chip




Item No: MS-PK103B-E3X

3*1W Edison LED Chip

Item No: MS-PK103B-C3X

3*1W Cree LED Chip



Item No: MS- PK103C-E3X

3*1W Edison LED Chip

Item No: MS-PK103C-C3X


3*1W Cree LED Chip




 IP54 front


 IP20 rate

 DC12-24V

 3W (3x1W)

 285 lm (6000K)

 270 lm (4000K)

 255 lm (3000K)

 30°/45°/60°/120° optional

 Cut-out 63mm

 White

 Aluminum

 -25°C
+45°C





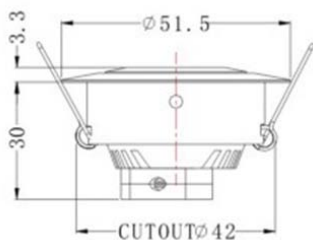
1W&3W Recessed LED Down Light

Item No: MS-FT201B-1EX

1*1W Edison LED Chip

Item No: MS-FT201B-C3X

1*3W Cree LED Chip

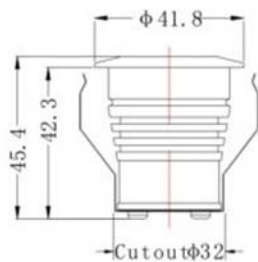


Item No: MS-FT050-1EX

1*1W Edison LED Chip

Item No: MS-FT050-C3X

1*3W Cree LED Chip

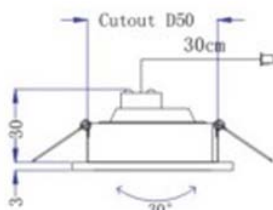



Item No: MS- FT2021-1EX






1*1W Edison LED Chip

Item No: MS-FT2021-C3X

1*3W Cree LED Chip



Series of recessed small cut-out LED Down light. On request it is also possible to change the fixture body color Ideal for any type of lighting such as office , cabinet ,house ,shops ,public offices and clinics

-  IP20 rate
-  DC12V-24V
-  1W :FT201B-1EX/ FT050-1EX
-  1W :FT2021-1EX
-  3W(FT201B-C3X&FT050-C3X& FT2021-C3X)

 95 lm/W (6000K)

 90 lm/W (4000K)

 85 lm/W (3000K)



30°/45°/60°



Cut-out 44mm(FT201B)



Cut-out 36mm (FT050)



Cut-out 53mm(FT2021)



White



Aluminum



-25°C
+45°C



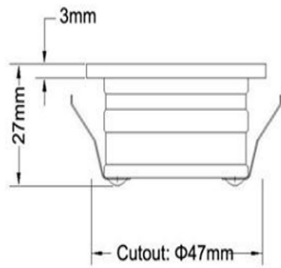


LED Wall Light

Series of recessed small cut-out LED Wall light. On request it is also possible to change the fixture body color Ideal for any type of bedroom ,stair, wall

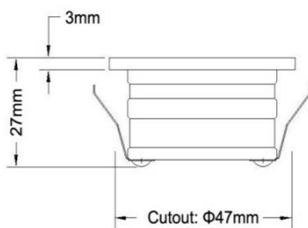
Item No: MS-P107A-1EX

1*1W Edison LED Chip



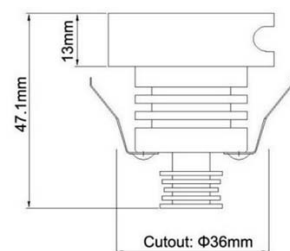
Item No: MS-P107B-1EX







1*1W Edison LED Chip








Item No: MS- P108A-1EX


1*1W Edison LED Chip



-  IP54 front
-  IP20 rate
-  DC 12V
-  1W :FT107A-1EX
-  1W :FT107B-1EX
-  1W:FT108A-1EX


-  90lm(6000K)
-  87lm(4000K)
-  80lm(3000K)


-  60°
-  Cut-out 47mm(P107)

-  Cut-out 47mm (P108)

-  White

-  Aluminum

-  -25°C
+45°





CRI ≥ 82
LED 120 lm/W
a LED integrate
A+ A+ A
LED
120°

Item No: EPSL0621-XX

XX mean different CCT
 WW: Warm White 3000K
 NW : Nature White 4000K
 DW: Day White 5000K
 CW :Cool White 6000K



Economy IP65 Tri-proof Light

LED integrated waterproof fixture with optics 120°. Can use for the most varied installations; home, farm, food factory, underground car parks and public areas. IP65 rating makes it suitable for indoor and outdoor installations. Extruded body in white polycarbonate fire retardant and self-extinguishing, high resistant against mechanical stress. The front frosted diffuser ensures a uniform light distribution avoiding glare effect. The smooth fixture body finish make it easy maintenance and cleaning, essential to optimise the lighting efficiency. The most important is the led driver can be replace directly, easy for maintain


Item No: EPSL1241-XX

XX mean different CCT
 WW: Warm White 3000K
 NW : Nature White 4000K
 DW: Day White 5000K
 CW :Cool White 6000K



- IP65
- 100 -277Vac
- 20W , 0.6meter/2ft 2400lm
- 40W , 1.2meter/4ft 4800lm
- 50W , 1.5meter/5ft 6000lm
- SMD 2835 Epistar LED Chips
- Cable
- White
- PC+ABS
- Ta
-





Item No: TPSL0621-WX
 Length: 0.6meter/ 2ft Power :20W



Item No: TPSL1241-WX

Length: 1.2meter/ 4ft Power :40W

Item No: TPSL1261-WX

Length: 1.2meter/ 4ft Power :60W

Linkable



Item No: TPSL1551-WX

Length: 1.5meter/ 5ft Power :50W

Item No: TPSL1581-WX

Length: 1.5meter/ 5ft Power :80W



UL DLC Half Round LED Batten Light

T16-PLUS is a series of waterproof light with integrated LEDs and optics diffuser 140°. Suitable for home and industrial applications, car parks and underground public areas. The IP65 rating makes it suitable for both indoor and outdoor applications(Warehouse ,wet location, car-wash, chemical plant, cold storage) Extruded aluminum and polycarbonate body with anti-glare diffuser, vandal and flame retardant. Strong structure thanks to the reinforced frame. Stripped diffuser for uniform light distribution. The smooth surface facilitates cleaning process, important for constant light efficiency.



IP65



100 - 277Vac



20W(TPSL0621-WX) , 2200lm



40W (TPSL1241-WX) , 4400lm

60W (TPSL1261-WX) , 6600lm



50W (TPSL1551-WX) , 5500lm

80W (TPSL1551-WX) , 8800lm



SMD 5630(Samsung/Toyota/LG)



120 lm/W



140°

Accessory :

Waterproof AC Input Connect Wire




Waterproof Interconnector Wire



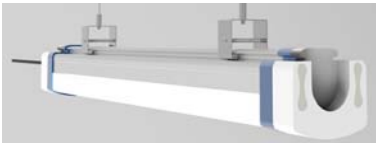
Stainless Hang/Suspend Install Wire Kit





Item No:TPSL0631-WY

Length: **0.6meter/ 2ft** Power :**30W**



Item No:TPSL1241-WY

Length: **1.2meter/ 4ft** Power :**40W**

Item No:TPSL1261-WY

Length: **1.2meter/ 4ft** Power :**60W**




Item No:TPSL1551-WY

Length: **1.5meter/ 5ft** Power :**50W**

Item No:TPSL1581-WY

Length: **1.5meter/ 5ft** Power :**80W**



UL DLC Square LED Batten Light

T40-PLUS is designed for replace traditional tube fixture, with new function of : IP66 waterproof , V0 fire-proof, IK10 shake proof . you can use the car push down and the light PC cover will not damage . the LED light reduces costly repairs, disposal fees, and the need for replacements. A vapor-proof, weatherproof aluminum housing and frosted polycarbonate lens are dust tight as well as water and impact resistant for use in harsh environments.



IP66



100 - 277Vac



30W(TPSL0631-WY) , 3600lm



40W (TPSL1241-WY) , 4800lm
60W (TPSL1261-WY) , 7200lm



50W (TPSL1551-WY) , 6000lm
80W (TPSL1551-WY) , 9600lm



SMD 2835(Samsung/Toyota)



120 lm/W



120°

Accessory :

AC Input Plug wire




Fix Clips:



Stainless Hang/Suspend Install Wire Kit





Item No: HB-50M-BC

Length: **0.6meter/ 2ft** Power :**50W**

Item No: HB-60M-BC

Length: **0.6meter/ 2ft** Power :**60W**



Item No: HB-80M-BC

Length: **1.2meter/ 4ft** Power :**80W**

Item No: HB-100M-BC

Length: **1.2meter/ 4ft** Power :**100W**



Item No: HB-120M-BC

Length: **1.5mete / 5ft** Power :**120W**



High Bright LED Garage Light

Industrial low bay LED garage lights are the heavy-duty, super-bright alternative to traditional 4X36 tube light fixtures ,They are perfect for commercial lighting ,warehouse lighting, parking garage lighting, tunnel lighting ,supermarket lighting and more , use famous brand and famous brand led driver , make sure 5 years warranty . mount on a wall with included hardware or suspend from ceiling up to 7-9meter high with a suspension kit



IP65



100 - 305Vac



50W(HB-50M-BC) , 6000lm

80W (HB-80M-BC) , 9600lm



100W(HB-100M-BC) , 12000lm



120W (HB-120M-BC) , 14000lm



SMD 2835(Samsung/Bridgelux)



120 lm/W Meanwell LED Driver



120°

Accessory :

AC Input Plug wire




Stainless Hang/Suspend Install Wire Kit



cod. HB-120M-BC



cod. HB-100M-BC



cod. HB-50M-BC





Item No: HB-50M-BG
Power: **50W** Luminous : **5000LM**

Item No: HB-100M-BG
Power: **100W** Luminous : **10000LM**


Item No: HB-150M-BG
Power: **150W** Luminous : **15000LM**

Item No: HB-200M-BG-W
Power: **200W** Luminous : **20000LM**

Item No: HB-250M-BG-W
Power: **250W** Luminous : **25000LM**











Item No: HB-300M-BG-W
Power: **300W** Luminous : **30000LM**

Reflector 60°, 90° 120° beam angle



Economy LED High Bay

Economy LED High bay is a series of industrial pendant illuminators with LED technology, IP65 protection. The all-aluminum body enables the appropriate dissipation without the need for forced ventilation, ideal for any indoor and outdoor installation, such as warehouses, production areas, loading and unloading areas and in any environment where you need a diffused lighting from above. Available in 3 different wattages, 50W, 100W and 200W, ideal for the replacement of traditional 100W, 250W and 400W. MSD provides three different types of reflectors. Use meanwell led driver + Philip SMD3030 LED Chips + 5years warranty

-  IP65
-  100 -305Vac
-  50W (5000LM)
-  100W (10000LM)
-  150W(5500LM)
-  LED Multichip
-  Cable
-  Grey
-  Aluminum
-  -10°C
+45°C





Item No : HB-100M-UF

Watt :100W , Luminous: 12000lm



Item No : HB-150M-UF

Watt :150W , Luminous: 18000lm



Item No : HB-200M-UF

Watt :200W , Luminous: 24000lm















Item No : HB-240M-UF

Watt :240W , Luminous: 28000lm

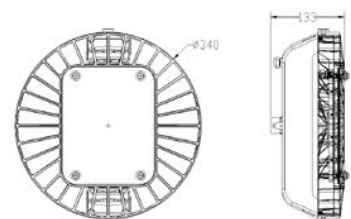


UFO LED High bay

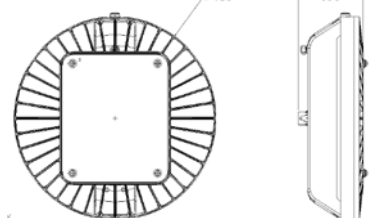
UFO High bay is a series of LED light engines (Hi-Bay) equipped with hanging system and bracket for ceiling installation. The fixture is IP65. The die cast aluminum body allows the proper dissipation and do not require forced ventilation , ideal for any installation environment inside and outside , such as warehouses , production areas , areas for loading and unloading and in any environment where it is needed diffused lighting from above . Available in 4 different power , 100W , 150W , 200W and 240W ideal for replacing traditional 100W , 250W and 400W .

-  IP65
-  100 - 305Vac
-  100W(HB-100M-UF)
-  150W (HB-150M-UF)
-  200W (HB-200M-UF)
-  240W (HB-240M-UF)
-  Philip SMD3030
-  Cable
-  Grey
-  Aluminum
-  -10°C
+45°C
-  50000 hours

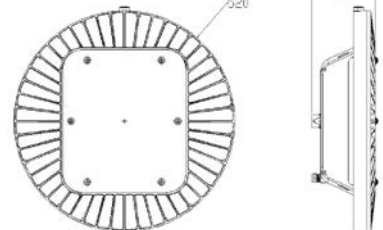
cod. HB-100M-UF



cod. HP-150M-UF



cod. HB-200M-UF – HB-240M-UF






Item No: HB-100M-BT

Length: **0.6meter/ 2ft** Power : **100W**



Item No: HB-150M-BT

Length: **1.2meter/ 4ft** Power : **150W**



Item No: HB-200M-BT









Length: **1.5meter/ 5ft** Power : **200W**



IP65

Linear Light High Bay Light

Linear Light High Bay Light with SMD LED technology, able to grant excellent luminous efficiency and high CRI. System efficiency above 120LM/W, suit for 7-15meters high place warehouse lighting, Multiple installation accessory(rings, hanger). IP65 protection level, meet the use requirements of all kind of harsh environment ,stable operation from -40 to 50 degree , Configurable lighting function with Microwave motion sensor or Zigbee control

-  IP65/IP67
-  100 - 305Vac
-  100W(HB-100M-BT) ,12000lm
-  150W (HB-150M-BT),18000lm
-  200W (HB-200M-BT),24000lm
-  SMD LED 5630 (Samsung/Toyota)
-  120 lm/W
-  120°

Accessory :

AC Input Plug wire

Stainless Hang/Suspend Install Wire Kit






Item No: HB-100M-LH

Length:0.6meter/ 2ft Power:100W(12000lm)



Item No: HB-150M-LH

Length:1.2meter/ 4ft Power:150W(18000lm)











Item No: HB-250M-LH

Length:1.5meter/ 5ft Power:250W(36000lm)



LED Warehouse Light

Linear LED Warehouse light with SMD LED technology, able to grant excellent luminous efficiency and high CRI. This can grant high-brightness, long duration and makes this device perfect for any kind of warehouse. The installation is really easy thanks to its adjustable stainless bracket. The clear front-lens make the light beam angle 45, 60 ,90 ,120degree optional . Philips Chip and Meanwell / Philips driver are used , the lumens efficiency own up to 120lm/w and over 100,000hours operation life , the warehouse more than 11meter high place is perfect to install this and replace tradition 200W ,400W lights

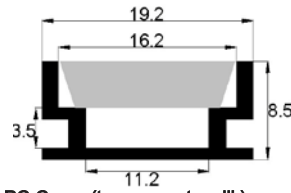
-  IP66
-  100 - 305Vac
-  100W
-  200W
-  250W
-  Philip SMD LED 3030
-  120 lm/W
-  45°/60°/90°/120°
-  Ta



Waterproof LED Profile

Item No: MS-P1908

Dimension Drawing:



PC Cover (transparent , milk)



Application:

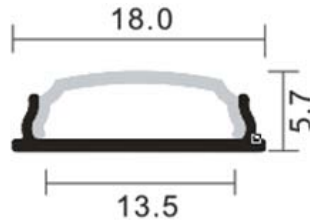
This profile is embedded type most often used to install LED lights on the street or in areas where there is a risk of moisture ingress. It can be a space near the pool, in the intervals of terrace boards in paving tile, granite and ceramic plates, etc.



Bendable LED Profile

Item No: MS-P1806

Dimension Drawing:



PC Cover (transparent ,diffused, milk)



Application:

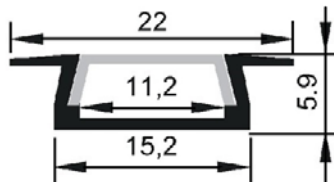
This profile big advantage is bendable, use most for the desk ,pillar building, bar lighting, golf cart trim, counter lighting, arched doorways or entryways, and vehicle lighting. The bendable LED channel holds its shape and provides a professional mounting solution for flexible LED strip light .



Recessed Slim LED Profile

Item No: MS-P2206

Dimension Drawing:



PC Cover (transparent ,diffused, milk)



Application:

It is designed to tie-in furniture, shelves, drywall, wooden partitions, etc.

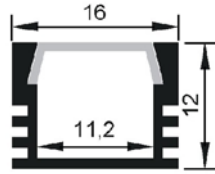
can be activated to create decorative luminescent bands in the walls, ceiling, floor, lights, work surfaces, shelves, steps,



Slim Flat LED Profile

Item No: MS-P1612

Dimension Drawing:



PC Cover (transparent ,diffused, milk)



Application:

It is aluminum profile can be as mortise and overhead. When installed in this profile LED strip SMD 3528-120 using milk screen - you will achieve is a uniform line of light, without the effect of a point.



Round LED Profile

Item No: MS-O3030

Dimension Drawing:




PC Cover (transparent ,diffused, milk)



Application:

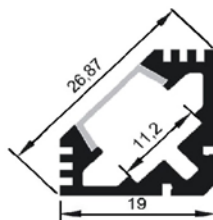
This profile is a deep profile of a circular shape, which is most commonly used for the manufacture of linear LED fixtures on suspensions, stretching and stuff.



Triangular Flat LED Profile

Item No: MS-P1919

Dimension Drawing:




PC Cover (transparent ,diffused, milk)



Application:

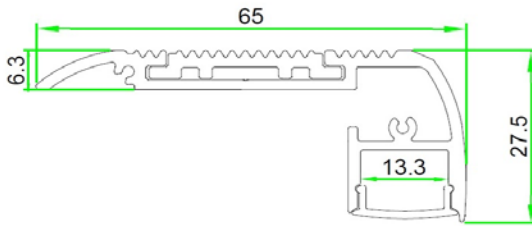
It is designed for mounting the LED light source at an angle of 45 degrees with respect to the mounting surface, which allows to effectively use light. Profile directs the light beam to the object illumination and prevents it in people's eyes.



Stair LED Profile

Item No: MS-P6528

Dimension Drawing:



PC Cover (diffused)



Application:

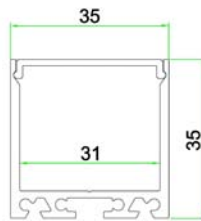
This is a specialized profile designed to illuminate the steps in cinemas, nightclubs and many other sites



Large Size LED Profile

Item No: MS-P3535

Dimension Drawing:



PC Cover (transparent ,diffused, milk)



Application:

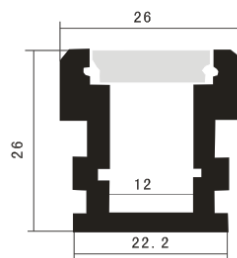
It is aluminum profile can be as mortise and overhead. When installed in this profile LED strip SMD 3528-120 using milk screen - you will achieve is a uniform line of light, without the effect of a point.



Underground LED Channel

Item No: MS-P2626

Dimension Drawing:





PC Cover (transparent ,diffused, milk)



Application:

Idea for mounting underground . There is no better solution to install lighting in the parking . It can be installed in a space near the pool , in the intervals of terrace boards in paving tiles , granite and ceramic plates , etc





Item No: MS-B12100
Max load 7m of MS120-3528



Item No: MS-DM-DMX

Master DMX Dimmer



Item No: MS-DMX-D
Slave DMX dimmer



Dimmer 0-10V

DALI dimmer

Push and Dali dimmer



SMD 3528 Flexible Strip IP20,IP65,IP67,IP68 Optional

IP20: suitable for application in indoor environments

IP65 :epoxy resin on the front of the strip ,3M tape on the backside

IP67: silicone tube ,each reel with 10pcs clips to help installation

IP68: silicone tube with glue inside ,each reel with 10pcs clips to help installation

The possibility of cut into different length and the color: Red ,Blue ,Green ,Yellow ,Warm White ,Nature white ,Cool White optional, make this type of LED Strip very dynamic for any type of application. Exclusive installation on dissipating extruded aluminum bar.



IP 20 ,IP65 ,IP67,IP68 optional



DC12V / DC24V



2.4W/meter (SMD3528 30LEDs/meter)



4.8W/meter(SMD3528 60LEDs/meter)



9.6W/meter(SMD3528 120LEDs/meter)



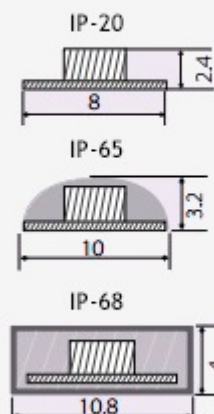
180LM/M (30LEDs) ,360LM/M(60LEDs),720LM/M(120LEDs)



Cable



-25°C
+40°C



Code	CCT	unit	Max length	Volt	Watt / 1mt	Watt / 5mt	Lumen / 1mt	LEDs / 1mt	LEDs / 5mt
MS30-S3528	2700-7500K	3 LED	5000m	12/24V	2.4W	12W	180 lm	30 LEDs SMD3528	150 LEDs SMD3528
MS60-S3528	2700-7500K	3 LED	5000m	12/24V	4.8W	24W	360 lm	60 LEDs SMD3528	300 LEDs SMD352
MS120-S3528	2700-7500K	3 LED	5000m	12/24V	9.6W	48W	720 lm	120 LEDs SMD3528	600LEDs SMD3528

Maximum continuous connection 5m



Item No: MS-12100-WF

Max load 5m of MS60-5050



Item No: MS-DM-DMX

Master DMX Dimmer



Item No: MS-DMX-D

Slave DMX dimmer

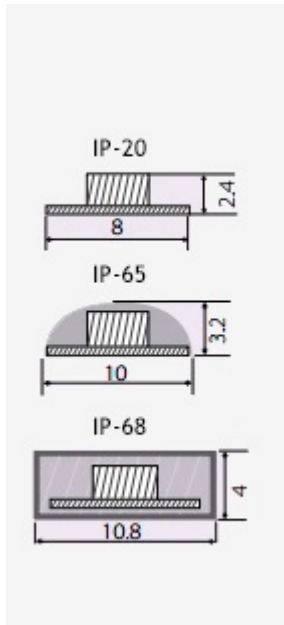


SMD 5050 Flexible Strip IP20,IP65,IP67,IP68 Optional

- IP20 : suitable for application in indoor environments
- IP65 :epoxy resin on the front of the strip ,3M tape on the backside
- IP67: silicone tube ,each reel with 10pcs clips to help installation
- IP68: silicone tube with glue inside ,each reel with 10pcs clips to help installation

The possibility of cut into different length and the color: Red ,Blue ,Green, Yellow ,Warm White, Nature white ,Cool White, RGB optional, make this type of LED Strip very dynamic for any type of application. Exclusive installation on dissipating extruded aluminum bar

- IP20 ,IP65 ,IP67,IP68 optional
- DC12V / DC24V
- 7.2W/meter (SMD5050 30LEDs/meter)
- 14.4W/meter(SMD5050 60LEDs/meter)
- 28W/meter(SMD5050 120LEDs/meter)
- 450LM/M (30LEDs) ,900LM/M(60LEDs),1800LM/M(120LEDs)
-
- Cable
- Ta -25°C +40°C



Code	CCT	unit	Max length	Volt	Watt / 1mt	Watt / 5mt	Lumen / 1mt	LEDs / 1mt	LEDs / 5mt
MS30-S5050	2700-7500K	3 LED	5000m	12/24V	7.2W	36W	450 lm	30 LEDs SMD5050	150 LEDs SMD5050
MS60-S5050	2700-7500K	3 LED	5000m	12/24V	14.4W	72W	900 lm	60 LEDs SMD5050	300 LEDs SMD5050
MS120-S5050	2700-7500K RGB	3 LED	5000m	24V	28W	144W	1800 lm	120 LEDs SMD5050	600 LEDs SMD5050

Maximum continuous connection 5m

MSD LIGHTING

LED Light

CHINA HEADQUARTERS 深圳市美仕达光电有限公司

SHENZHEN MEISHIDA LIGHTING CO.,LIMITED

Address: 6Floor, Lixinda Industrial Park ,No14, Zhengcheng 1st Road,
Fuyong ,Bao'an ,Shenzhen ,Guangdong ,China

Tel: +86 0755-29820442

Fax: +86 0755-23103629

HK Office: 美仕达光电 (香港) 有限公司

MSD LIGHTING CO.,LIMITED

FLAT/RM 1502 (38), EASEY COMMERCIAL BUILDING ,235-261 HENNESSY ROAD, WANCHAI,
HONG KONG

Website : www.meishida-led.com

Email: sales@meishida-led.com

