




2017

*LED Light Catalogue*





*Welcome to the new edition of MSD Lighting 2017. One of the most comprehensive ranges of lighting products available can be found within these pages. LED Lighting offers the possibility to create different scenograph ,personalized solutions and it can be used in various applications for indoor and outdoor applications like architectural ,interior decoration ,accent giving at the same time more advantages compared to traditional lamps*

*High efficiency  
Installation costs reduced  
Long Lifetime  
Easy and fast maintenance  
Fast switch-on  
Without IR and UV components  
No mercury*

 **MSD LIGHTING**


[www.meishida-led.com](http://www.meishida-led.com)

*Over 7 years experience in entertainment theatre ,stage and architectural lighting has give to MSD LIGHTING a solid reputation for performance and quality ,with it' s long experience and continuous research of new products MSD can guarantee good quality at a good service .*

*The company was established in 2007 In HongKong , Establish own factory in Shenzhen during 2009 ,As one responsible LED manufacture .MSD Lighting has different areas dedicated to production ,assembly ,packing ,research and development . in MSD the quality standards applied to all phases of operation processes are backed by the international guarantee of ISO 9001 certification and we are have got CUL , TUV ,SAA ,CE, ROHS ,KC ,DLC certification .*

*Over the last years we have invested not only the latest generation machinery and equipment but also in research of new technology ,assuring a fair price-quality ratio in order to meet whatever the market demands.*

# INDEX




*LED Troffer Pag: 5*



*Mini LED Down Light Pag: 6-8*



*LED Tri-proof Light Pag: 9-12*



*LED High Bay Light Pag: 13-15*


















*LED Aluminum Profile Pag: 16-18*



*Flexible LED Strip Pag: 19-20*

## SYMBOLS

	IP Rate
	Input Voltage
	Power
	Light source
	Luminous flux
	Control signal
	Adjustable beam direction
	Beam Angle
	Socket
	Cut-out Size
	Fixture colour
	Material
	Weight
	Diameter
	Ambient temperature

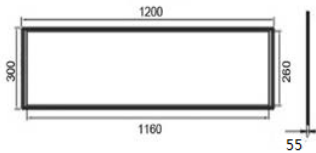














## LED Grille Panel 30x120

**Item No: MS-EGL-30120WW**  
Warm white(2700-3200K)

**Item No: MS-EGL-30120NW**  
Natural white(4000-4200K)

**Item No: MS-EGL-30120CW**  
Cool white(6000-6200K)



-  IP54 Front
-  IP20 Back
-  100-240Vac
-  36W /40W /48W Optional
-  SMD LED 2835
-  3200lm/3600lm/ 4200lm
-  120°
-  Cable
-  Silver frame
-  Iron + PC cover
-  UGR
-  Ta -10°C  
+40°C

Accessory for ceiling installation



Hanging kit for hoisting installation

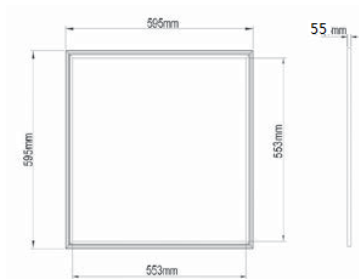














## LED Grille Panel 600x600

**Item No: MS-EGL-60120WW**  
Warm white(2700-3200K)

**Item No: MS-EGL-60120NW**  
Natural white(4000-4200K)

**Item No: MS-EGL-60120CW**  
Cool white(6000-6200K)



-  IP54 Front
-  IP20 Back
-  100-240Vac
-  36W/40W/48W optional
-  SMD LED 2835
-  3200lm/3600lm/4500lm
-  120°
-  Cable
-  Silver frame
-  Iron + PC cover
-  UGR
-  Ta -10°C  
+40°C

Sleeve for ceiling installation



Hanging kit for hoisting installation





**Item No:MS-PK103A-E3X**

3\*1W Edison LED Chip.

**Item No:MS-PK103A-C3X**

3\*1W Cree LED Chip




**Item No: MS-PK103B-E3X**

3\*1W Edison LED Chip

**Item No: MS-PK103B-C3X**

3\*1W Cree LED Chip







**Item No: MS- PK103C-E3X**  
3\*1W Edison LED Chip


**Item No: MS-PK103C-C3X**  
1\*3W Cree LED Chip





## 3W LED PUCK Light

Series of mini small cut-out LED Puck light. On request it is also possible to change the fixture body color Ideal for any type of lighting such as office , cabinet ,house ,shops ,public offices and clinics .

-  IP54 front
-  IP20 rate
-  DC12-24V
-  3W (3x1W)

 285 lm (6000K)

 270 lm (4000K)

 255 lm (3000K)



30°/45°/60°/120° optional



Cut-out 63mm



White



Aluminum



-25°C  
+45°C

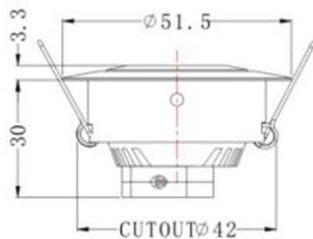




## 1W&3W Recessed LED Down Light

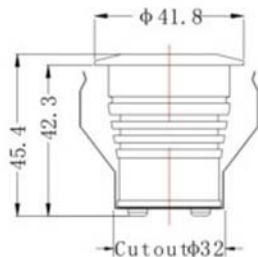
**Item No: MS-FT201B-1EX**  
1\*1W Edison LED Chip

**Item No: MS-FT201B-C3X**  
1\*3W Cree L ED Chip



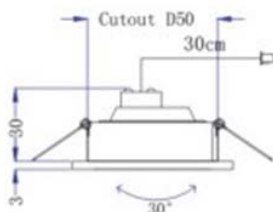
**Item No: MS-FT050-1EX**  
1\*1W Edison LED Chip

**Item No: MS-FT050-C3X**  
1\*3W Cree LED Chip



**Item No: MS- FT2021-1EX**  
1\*1W Edison LED Chip

**Item No: MS-FT2021-C3X**  
1\*3W Cree LED Chip



Series of recessed small cut-out LED Down light. On request it is also possible to change the fixture body color Ideal for any type of lighting such as office , cabinet ,house ,shops ,public offices and clinics



IP20 rate



DC 12V-24V



1W : FT201B-1EX/ FT050-1EX



1W : FT2021-1EX



3W (FT201B-C3X&FT050-C3X& FT2021-C3X



95 lm/W (6000K)



90 lm/W (4000K)



85 lm/W (3000K)



30°/45°/60°



Cut-out 44mm (FT201B)



Cut-out 36mm (FT050)



Cut-out 53mm (FT2021)



White



Aluminum



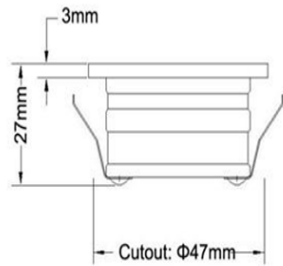
-25°C  
+45°C



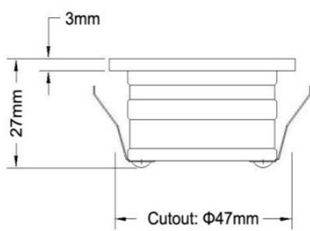


## LED Wall Light

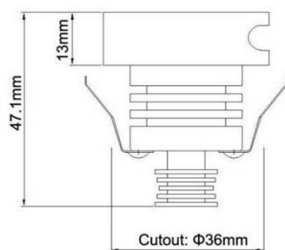
**Item No: MS-P107A-1EX**  
1\*1W Edison LED Chip



**Item No: MS-P107B-1EX**  
1\*1W Edison LED Chip



**Item No: MS-P108A-1EX**  
1\*1W Edison LED Chip



Series of recessed small cut-out LED Wall light. On request it is also possible to change the fixture body color. Ideal for any type of bedroom, stair, wall.

IP54 front

IP20 rate

DC 12V

1W : FT107A-1EX

1W : FT107B-1EX

1W : FT108A-1EX

90 lm (6000K)

87 lm (4000K)

80 lm (3000K)

60°

Cut-out 47mm (P107)

Cut-out 47mm (P108)

White

Aluminum

Ta -25°C  
+45°C







CRI ≥ 82	
LED 110 lm/W	
a LED integrate	
A+ A+ A	LED
120°	

**Item No: EPSL0621-NW**

Natural white(4000-4200K)

**Item No: EPSL0621-CW**

Cool white(6000-6200K)



**Item No: EPSL1241-NW**

Natural white(4000-4200K)

**Item No: EPSL1241-CW**

Cool white(6000-6200K)



## Economy IP65 Tri-proof Light

Waterproof fixture with integrated LEDs with optics 120°. Suitable for application for the most varied installations; home, farm, food factory, underground car parks and public areas. The IP65 rating makes it suitable for indoor and outdoor installations. Extruded body in white polycarbonate fire retardant and self-extinguishing, high resistant against mechanical stress. The front frosted diffuser ensures a uniform light distribution avoiding glare effect. The smooth fixture body finish make it easy maintenance and cleaning, essential to optimise the lighting efficiency. The most important is the led driver can be replace directly, easy for maintain

- IP65
- 100 -277Vac
- 20W (EPSL0621), 0.6meter 2200lm
- 40W (EPSL1241), 1.2meter 4200lm
- 50W (EPSL1541), 1.5meter 5500lm
- 
- 
- 
- SMD 2835 Epistar LED Chips
- Cable
- White
- PC+ABS



# LED Tri-Proof Light

## Ip65 Waterproof

Anti-Corrosive

Anti-Dust

Compression-Resistant



**Item No: TPSL0621-WX**

Length: 0.6meter long Power: 20W



**Item No:TPSL1241-WX**

Length: 1.2meter long ,Power :40W

**Item No:TPSL1261-WX**

Length: 1.2meter long ,Power :60W



**Item No:TPSL1551-WX**

Length: 1.5meter long ,Power :50W

**Item No:TPSL1581-WX**

Length: 1.5meter long ,Power :80W



## T16-PLUS LED Tri-proof IP65

T16-PLUS is a series of waterproof light with integrated LEDs and optics diffuser 140°. Suitable for many applications: home and industrial applications, car parks and underground public areas. The IP65 rating makes it suitable for both indoor and outdoor applications. Extruded aluminum and polycarbonate body with anti-glare diffuser, vandal and flame retardant. Strong structure thanks to the reinforced frame. Stripped diffuser for uniform light distribution. The smooth surface facilitates cleaning process, important for constant light efficiency.



IP65



100 - 277Vac



20W(TPSL0621-WX) , 2200lm



40W (TPSL 1241-WX) , 4400lm

60W (TPSL 1261-WX) , 6600lm



50W (TPSL 1551-WX) , 5500lm

80W (TPSL 1551-WX) , 8800lm



SMD 5630(Samsung/Toyota)



110 lm/W



140°



Accessory :

Waterproof AC Input Connect Wire



Waterproof Interconnector Wire



Stainless Hang/Suspend Install Wire Kit





**Item No: HB-50M-BC**

Length: **0.6meter** Power : **50W**

**Item No: HB-60M-BC**

Length: **0.6meter** Power : **60W**



**Item No: HB-80M-BC**

Length: **1.2meter** Power : **80W**

**Item No: HB-100M-BC**

Length: **1.2meter** Power : **100W**



**Item No: HB-120M-BC**

Length: **1.5meter** Power : **120W**



## High Bright LED Tri-proof IP65

*Waterproof fixture with integrated LEDs with optics 120°. Suitable for application for the most varied installations; home, industrial and commercial, underground car parks and public areas. The IP65 rating makes it suitable for indoor and outdoor installations.*

*Extruded body in white polycarbonate fire retardant and self-extinguishing, high resistant against mechanical stress. The front frosted diffuser ensures a uniform light distribution avoiding glare effect. The smooth fixture body finish make it easy maintenance and cleaning, essential to optimise the lighting efficiency.*



IP65



100 - 277Vac



50W(HB-50M-BC), 6000lm



100W (HB-100M-BC), 12000lm



120W (HB-120M-BC), 14400lm



SMD LED 5630(Samsung / Toyota)



110 lm/W (meanwell LED Driver)



120°



Fast connection system



Grey / White



Aluminum



-20°C  
+45°C




cod. HB-120M-BC



cod. HB-100M-BC



cod. HB-50M-BC





**Item No: HB-100M-BT**

Length: 0.6meter Power : 100W



**Item No: HB-150M-BT**

Length: 1.2meter Power : 150W



**Item No: HB-200M-BT**

Length: 1.5meter Power : 200W



**IP65**

## Super-power LED Tri-proof IP65

Super power LED tir-proof with SMD LED technology, able to grant excellent luminous efficiency and high CRI. System efficiency above 120LM/W, suit for 4-15meters high place warehouse lighting, Multiple installation accessory(rings, hanger) . IP65 protection level, meet the use requirements of all kind of harsh environment ,stable operation from -40 to 50 degree , Configurable lighting function with Microwave motion sensor or Zigbee control



IP65/IP67



100 - 277Vac



100W(HB-100M-BT) , 12000lm



150W (HB-150M-BT), 18000lm



200W (HB-200M-BT), 24000lm



SMD LED 5630 (Samsung/Toyota)



120 lm/W



120°



cod. HB-200M-BT



cod. HB-150M-BT



cod. HB-100M-BT





**Item No : HB-100M-UF**

Watt :**100W** , Luminous: **12000lm**




**Item No : HB-150M-UF**

Watt :**150W** , Luminous: **18000lm**



**Item No : HB-200M-UF**

Watt :**200W** , Luminous: **24000lm**
















**Item No : HB-240M-UF**

Watt :**240W** , Luminous: **28000lm**

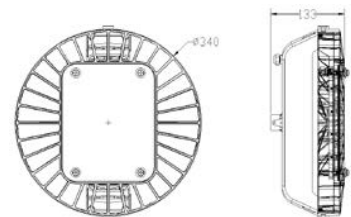


## UFO LED High bay

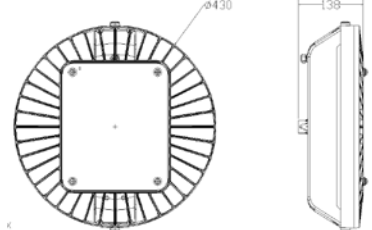
UFO High bay is a series of LED light engines (Hi-Bay) equipped with hanging system and bracket for ceiling installation. The fixture is IP65. The die cast aluminum body allows the proper dissipation and do not require forced ventilation , ideal for any installation environment inside and outside , such as warehouses , production areas , areas for loading and unloading and in any environment where it is needed diffused lighting from above . Available in 4 different power , 100W , 150W , 200W and 240W ideal for replacing traditional 100W , 250W and 400W .

-  IP65
-  100 - 277Vac
-  100W(HB-100M-UF)
-  150W (HB-150M-UF)
-  200W (HB-200M-UF)
-  240W ( HB-240M-UF)
-  Philip SMD3030
-  Flicker-free
-  Cable
-  Grey
-  Aluminum
-  -10°C  
+45°C
-  50000 hours

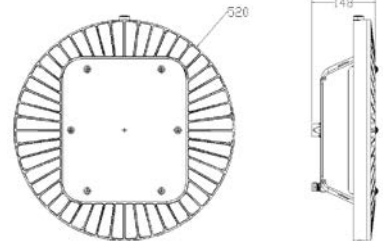
cod. HB-100M-UF



cod. HB-150M-UF



cod. HB-200M-UF – HB-240M-UF





**Item No: HB-50M-BG**  
Power: **50W** Luminous : **5000LM**

**Item No: HB-100M-BG**  
Power: **100W** Luminous : **10000LM**


**Item No: HB-150M-BG**  
Power: **150W** Luminous : **15000LM**

**Item No: HB-200M-BG-W**  
Power: **200W** Luminous : **20000LM**

**Item No: HB-250M-BG-W**  
Power: **250W** Luminous : **25000LM**

**Item No: HB-300M-BG-W**  
Power: **300W** Luminous : **30000LM**

Reflector 6 0°, 90° 120° beam angle



## Economy LED High Bay

*Economy LED High bay is a series of industrial pendant illuminators with LED technology, IP65 protection. The all-aluminum body enables the appropriate dissipation without the need for forced ventilation, ideal for any indoor and outdoor installation, such as warehouses, production areas, loading and unloading areas and in any environment where you need a diffused lighting from above. Available in 3 different wattages, 50W, 100W and 200W, ideal for the replacement of traditional 100W, 250W and 400W. MSD provides three different types of reflectors. Use meanwell led driver + Philip SMD3030 LED Chips + 5years warranty*

IP65

100 -277Vac



50W (5000LM)



100W (10000LM)



150W(5500LM)



LED Multichip



Cable



Grey



Aluminum



-10°C  
+45°C



50000 hour





## Linear LED High Bay Light

### Item No: HB-100M-LH

Length: **0.6meter** Power : **100W(12000lm)**



### Item No: HB-150M-LH

Length: **1.2meter** Power : **150W(18000lm)**



### Item No: HB-250M-LH

Length: **1.5meter** Power : **250W(3000lm)**



*Linear LED High bay light with SMD LED technology, able to grant excellent luminous efficiency and high CRI. This can grant high-brightness, long duration and makes this device perfect for any kind of warehouse. The installation is really easy thanks to its adjustable stainless bracket. The clear front-lens make the light beam angle 45, 60 , 90 , 120degree optional . Philips Chip and Meanwell/Philips driver are used , the lumens efficiency own up to 120lm/w and over 100,000hours operation life , the warehouse more than 11meter high place is perfect to install this and replace tradition 200W , 400W lights*



IP66



90 - 305Vac



100W



200W



250W



Philip SMD LED 3030



120 lm/W



45°/60°/90°/120°

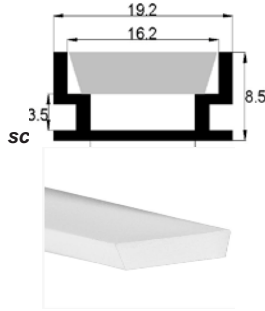


Ta

# Waterproof LED Profile

Item No: MS-P1908

Aluminum Picture:



## Application:

This profile is embedded type most often used to install LED lights on the street or in areas where there is a risk of moisture ingress. It can be a space near the pool, in the intervals of terrace boards in paving tile, granite and ceramic plates, etc.

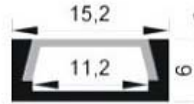


Suit for SMD3528 60LEDs , 120leds per meter or SMD5050 30LEDs ,60leds per meter

# Slim LED Profile

Item No: MS-P1506

Aluminum Picture:




Screen (Transparent ,diffuse ,milk)



## Application:

Its scope is limited only by your imagination.

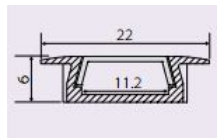
The profile can be activated to create decorative glowing bands in the walls, ceiling, floor, lights, work surfaces, shelves, steps, niches, front lighting glass or acrylic, et



# Recessed Slim LED Profile

Item No: MS-P2206

Aluminum Picture:



Screen (Transparent ,diffuse ,milk)



## Application:

It is designed to tie-in furniture, shelves, drywall, wooden partitions, etc., as shown in the example




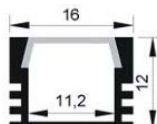
can be activated to create decorative luminescent bands in the walls, ceiling, floor, lights, work surfaces, shelves, steps, niches.



# U LED Strip Profile

Item No: MS-P1612

Aluminum Picture :



## Application:

This aluminum profile can be as mortise and overhead

When installed in this profile LED strip SMD 3528-120 using milk screen - you will achieve is a uniform line of light, without the effect of a point.






# U Slim Recessed LED Profile

Item No: MS-P2212

Aluminum Picture:



screen (transparent ,diffuse ,milk)



## Application:

This Deep mortise profile, allowing you to create bands of light with uniform illumination without points.

Embedded in this profile walls, ceiling, floor, furniture, you can create a stunning and unique interior design.

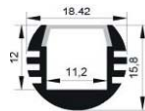


Suit for SMD3528 60LEDs ,120leds per meter or SMD5050 30LEDs ,60leds per meter

# Round LED Profile

Item No: MS-P1818

Aluminum Picture:



Screen (Transparent ,diffuse ,milk)



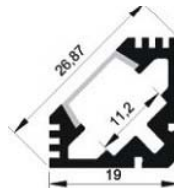
## Application:

The profile is a deep profile of a circular shape, which is most commonly used for the manufacture of linear LED fixtures on suspensions, stretching and stuff



# Triangular LED Profile

Item No: MS-P1919



## Application:

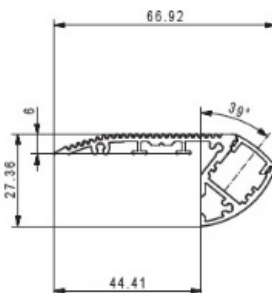
Designed for mounting the LED light source at an angle of 45 degrees with respect to the mounting surface, which allows to effectively use light. Profile directs the light beam to the object illumination and prevents it in people's eyes.



# Stair LED Channel

Item No: MS-P6628

Aluminum Picture :



## Application:

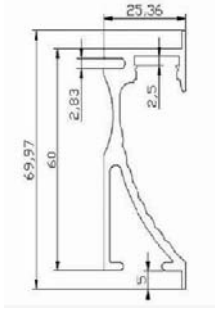
This is a specialized profile designed to illuminate the steps in cinemas, nightclubs and many other sites



# LED Recessed Light Bar

Item No: MS-P7026

Aluminum Picture:



## Application:

This profile can be considered a boon for the designer. It allows you to create a lighting directly inside the wall or other surface. The effect is simply stunning

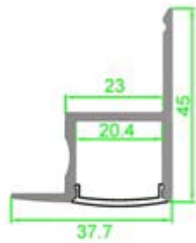



Suit for SMD3528 60LEDs , 120leds per meter or SMD5050 30LEDs ,60leds per meter

# H Channel LED Profile


Item No: MS-P4538

Aluminum Picture:



## Application:

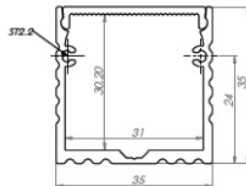

The profile mainly used for mounting in corners of rooms and create a beautiful contour lighting or main LED lighting.



# Large LED Profile

Item No: MS-P3535C

Aluminum Picture:



## Application:

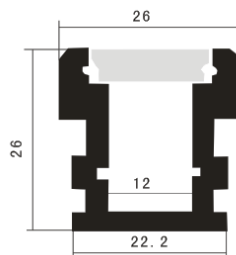
mortise profile used to create or decorative lighting



# Underground LED Channel


cod. MS-P2626

Aluminum Picture :



## Application:

Ideal for mounting under ground . There is no better solution to install lighting in the parking . It can be installed in a space near the pool , in the intervals of terrace boards in paving tiles , granite and ceramic plates , etc





**Item No: MS-B12100**

Max load 7m of MS120-3528



**Item No: MS-DM-DMX**

Master DM Dimmer



**Item No: MS-DMX-D**

Slave DMX dimmer



**MS-DM-D**

Dimmer 0-10V



**MS-DM-DC**

DALI Dimmer



**MS-DM-PD**

Push and DALI Dimmer



## SMD 3528 Flexible Strip IP20,IP65,IP67,IP68 Optional

IP20 is suitable for application in indoor environments

IP65 :epoxy resin on the front of the strip ,3M tape on the backside

IP67: silicone tube ,each reel with 10pcs clips to help installation

IP658: silicone tube with glue inside ,each reel with 10pcs clips to help installation

The possibility of cut into different length and the color: Red ,Blue ,Green, Yellow ,Warm White ,Nature white ,Cool White optional,, make this type of LED Strip very dynamic for any type of application. Exclusive installation on dissipating extruded aluminum bar.



IP20 ,IP65 ,IP67,IP68 optional



DC12V / DC24V



2.4W/meter (SMD3528 30LEDs/meter)



4.8W/meter(SMD3528 60LEDs/meter)



9.6W/meter(SMD3528 120LEDs/meter)



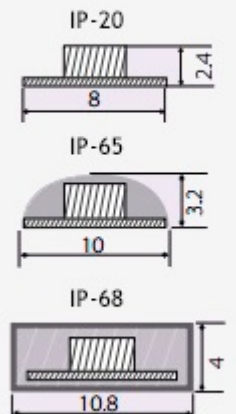
180LM/M (30LEDs) ,360LM/M(60LEDs),720LM/M(120LEDs)



Cable



-25°C  
+40°C



Code	Color temperature	unit	Max length	Volt	Watt / 1mt	Watt / 5mt	Lumen / 1mt	LED / 1mt	LED / 5mt
<b>MS30-S3528</b>	2700-7500K	3 LED	5000m	12/24Vdc	2.4W	12W	180 lm	30 LED SMD 3528	150 LED SMD 3528
<b>MS60-S3528</b>	2700-7500K	3 LED	5000m	12/24Vdc	4.8W	24W	360 lm	60 LED SMD 3528	300 LED SMD 3528
<b>MS120-S3528</b>	2700-7500K	3 LED	5000m	12/24Vdc	9.6W	48W	720 lm	120 LED SMD 3528	600 LED SMD 3528

Maximum continuous connection 5m



**Item No: MS-12100-WF**

Max load 5m of MS60-5050



**Item No: MS-DM-DMX**

Master DM Dimmer



**Item No: MS-DMX-D**

Slave DMX dimmer



**MS-DM-D**  
Dimmer 0-10V



**MS-DM-DC**  
DALI Dimmer



**MS-DM-PD**  
Push and DALI Dimmer



## SMD 5050 Flexible Strip IP20,IP65,IP67,IP68 Optional

IP20 is suitable for application in indoor environments

IP65 :epoxy resin on the front of the strip ,3M tape on the backside

IP67: silicone tube ,each reel with 10pcs clips to help installation

IP658: silicone tube with glue inside ,each reel with 10pcs clips to help installation

The possibility of cut into different length and the color: Red ,Blue ,Green, Yellow ,Warm White ,Nature white ,Cool White, RGB optional,, make this type of LED Strip very dynamic for any type of application. Exclusive installation on dissipating extruded aluminum bar



IP20 ,IP65 ,IP67,IP68 optional



DC12V / DC24V



7.2W/meter (SMD5050 30LEDs/meter)



14.4W/meter(SMD5050 60LEDs/meter)



28W/meter(SMD5050 120LEDs/meter)



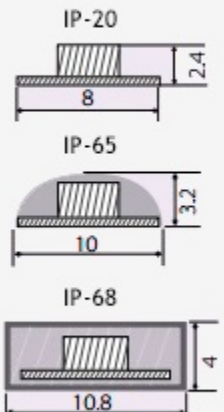
450LM/M (30LEDs) ,900LM/M(60LEDs),1800LM/M(120LEDs)



Cable



-25°C  
+40°C



Code	Color temperature	unit	Max length	Volt	Watt / 1mt	Watt / 5mt	Lumen / 1mt	LED / 1mt	LED / 5mt
MS30-S5050	2700-7500K	3 LED	5000m	12/24Vdc	7.2W	36W	450 lm	30 LED SMD	150 LED SMD 5050
MS60-S5050	2700-7500K	3 LED	5000m	12/24Vdc	14.4W	72W	900 lm	60 LED SMD	300 LED SMD 5050
MS120-S5050	2700-7500K RGB	3 LED	5000m	24Vdc	28W	144W	1800 lm	120 LED SMD 5050	600 LED SMD 5050

Maximum continuous connection 5m

# MSD

---

LED Light

Address : 6Floor,Lixingda Industrial Park ,No 14, Zhengcheng 1<sup>st</sup> Road , Bao'an, Shenzhen, Guangdong, China

Tel: +86 0755 29820442

Fax : +86 0755 23103629

Website : [www.meishida-led.com](http://www.meishida-led.com)

Email : [sales@meishida-led.com](mailto:sales@meishida-led.com)